

FY Series

FYD TYPE: SMALL DIAMETER, EXCELLENT VOLTAGE HOLDING CHARACTERISTICS
 FYH, and FYL TYPE: LOW PROFILE, EXCELLENT VOLTAGE HOLDING CHARACTERISTICS

The FY series includes small-size electric double-layer capacitors with excellent voltage holding characteristics. The FYD type occupies only a small area on a printed circuit board, and the FYH and FYL types feature a low profile in height, so that they can be used in various systems. These capacitors are ideal as long-time backup devices for minute-current loads in small and lightweight systems.


Features

- Product variety makes the FYD, FYH, and FYL types suitable for use in many types of application systems.
- Excellent voltage holding characteristics ideal for backup of 1 μA to several hundred μA .
- Smaller than other Super Capacitors (25% less than FS series in volume)
- Capacitance ranges from low to high (0.01 F to 2.2 F).

Applications

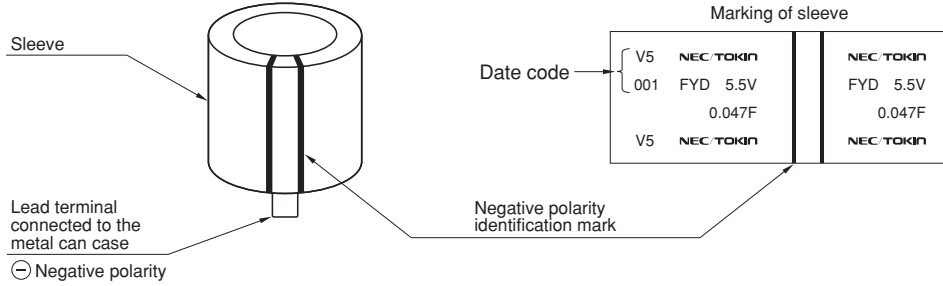
- Backup of CMOS microcomputers, static RAMs, DTSs (digital tuning systems)
- Memory backup of remote controllers and handy cassette player during battery exchange

Part Number System



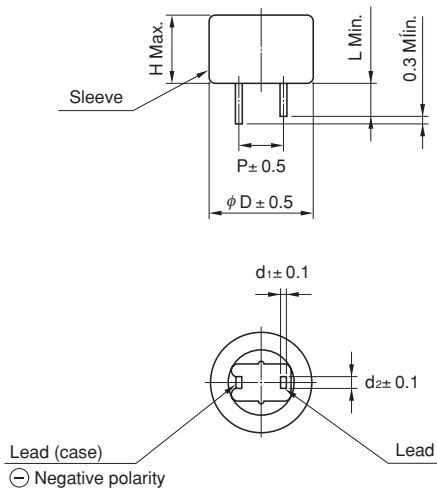
- All specifications in this catalog and production status of products are subject to change without notice. Prior to the purchase, please contact NEC TOKIN for updated product data.
- Please request for a specification sheet for detailed product data prior to the purchase.
- Before using the product in this catalog, please read "Precautions" and other safety precautions listed in the printed version catalog.

Markings



Dimensions and Standard Ratings

● FYD-Type



Part No.	Dimensions mm (inch)						Weight g (oz)
	D	H	P	d ₁	d ₂	L	
FYD0H223ZF	11.5 (0.453)	8.5 (0.335)	5.08 (0.200)	0.4 (0.016)	1.2 (0.047)	2.7 (0.106)	1.6 (0.056)
FYD0H473ZF	11.5 (0.453)	8.5 (0.335)	5.08 (0.200)	0.4 (0.016)	1.2 (0.047)	2.7 (0.106)	1.7 (0.058)
FYD0H104ZF	13.0 (0.512)	8.5 (0.335)	5.08 (0.200)	0.4 (0.016)	1.2 (0.047)	2.2 (0.087)	2.4 (0.085)
FYD0H224ZF	14.5 (0.571)	15.0 (0.591)	5.08 (0.200)	0.4 (0.016)	1.2 (0.047)	2.4 (0.095)	4.3 (0.152)
FYD0H474ZF	16.5 (0.65)	15.0 (0.591)	5.08 (0.200)	0.4 (0.016)	1.2 (0.047)	2.7 (0.106)	6.0 (0.212)
FYD0H105ZF	21.5 (0.85)	16.0 (0.629)	7.62 (0.300)	0.6 (0.024)	1.2 (0.047)	3.0 (0.118)	11.0 (0.338)
FYD0H145ZF	21.5 (0.85)	19.0 (0.748)	7.62 (0.300)	0.6 (0.024)	1.2 (0.047)	3.0 (0.118)	12.0 (0.424)
FYD0H225ZF	28.5 (1.122)	22.0 (0.866)	10.16 (0.400)	0.6 (0.024)	1.4 (0.055)	6.1 (0.240)	22.9 (0.809)

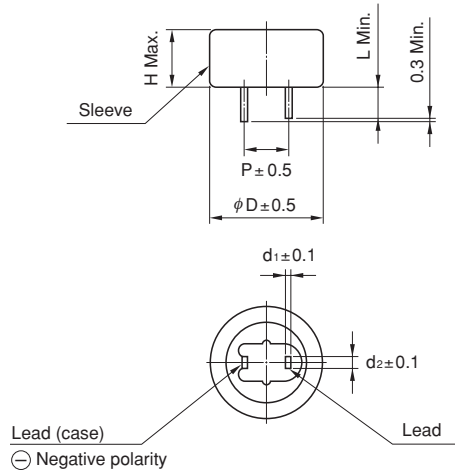
Note: Weight is typical.

Part Number	Max. Operating Voltage (V)	Nominal Capacitance		Max. ESR (at 1 kHz) (Ω)	Max. Current at 30 minutes (mA)	Voltage Holding Characteristic Min. (V)
		Charge System (F)	Discharge System (F)			
FYD0H223ZF	5.5	0.022	0.033	220	0.033	4.2
FYD0H473ZF	5.5	0.047	0.070	220	0.071	4.2
FYD0H104ZF	5.5	0.10	0.14	100	0.15	4.2
FYD0H224ZF	5.5	0.22	0.35	120	0.33	4.2
FYD0H474ZF	5.5	0.47	0.75	65	0.71	4.2
FYD0H105ZF	5.5	1.0	1.6	35	1.5	4.2
FYD0H145ZF	5.5	1.4	2.1	45	2.1	4.2
FYD0H225ZF	5.5	2.2	3.3	35	3.3	4.2



- All specifications in this catalog and production status of products are subject to change without notice. Prior to the purchase, please contact NEC TOKIN for updated product data.
- Please request for a specification sheet for detailed product data prior to the purchase.
- Before using the product in this catalog, please read "Precautions" and other safety precautions listed in the printed version catalog.

● FYH-Type



Part No.	Dimensions mm (inch)						Weight
	D	H	P	d ₁	d ₂	L	g (oz)
FYH0H223ZF	11.5 (0.453)	7.0 (0.276)	5.08 (0.200)	0.4 (0.016)	1.2 (0.047)	2.7 (0.106)	1.5 (0.053)
FYH0H473ZF	13.0 (0.512)	7.0 (0.276)	5.08 (0.200)	0.4 (0.016)	1.2 (0.047)	2.2 (0.087)	2.2 (0.078)
FYH0H104ZF	16.5 (0.65)	7.5 (0.295)	5.08 (0.200)	0.4 (0.016)	1.2 (0.047)	2.7 (0.106)	3.4 (0.120)
FYH0H224ZF	16.5 (0.65)	9.5 (0.374)	5.08 (0.200)	0.4 (0.016)	1.2 (0.047)	2.7 (0.106)	3.6 (0.127)
FYH0H474ZF	21.5 (0.85)	10.0 (0.394)	7.62 (0.300)	0.6 (0.024)	1.2 (0.047)	3.0 (0.118)	7.2 (0.255)
FYH0H105ZF	28.5 (1.122)	11.0 (0.433)	10.16 (0.400)	0.6 (0.024)	1.4 (0.055)	6.1 (0.240)	13.9 (0.491)

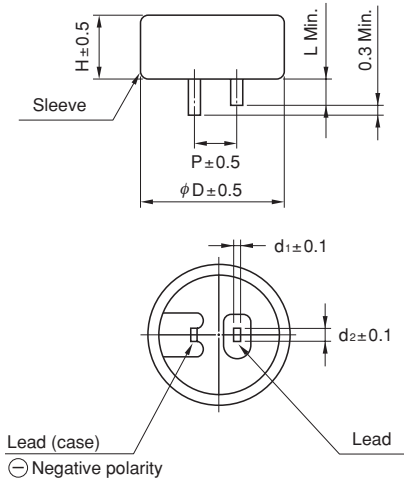
Note: Weight is typical.

Part Number	Max. Operating Voltage (V)	Nominal Capacitance		Max. ESR (at 1 kHz) (Ω)	Max. Current at 30 minutes (mA)	Voltage Holding Characteristic Min. (V)
		Charge System (F)	Discharge System (F)			
FYH0H223ZF	5.5	0.022	0.033	200	0.033	4.2
FYH0H473ZF	5.5	0.047	0.075	100	0.071	4.2
FYH0H104ZF	5.5	0.10	0.16	50	0.15	4.2
FYH0H224ZF	5.5	0.22	0.30	60	0.33	4.2
FYH0H474ZF	5.5	0.47	0.70	35	0.71	4.2
FYH0H105ZF	5.5	1.0	0.50	20	1.5	4.2



- All specifications in this catalog and production status of products are subject to change without notice. Prior to the purchase, please contact NEC TOKIN for updated product data.
- Please request for a specification sheet for detailed product data prior to the purchase.
- Before using the product in this catalog, please read "Precautions" and other safety precautions listed in the printed version catalog.

● FYL-Type



Part No.	Dimensions mm (inch)						Weight g (oz)
	D	H	P	d ₁	d ₂	L	
FYL0H103ZF	11.0 (0.43)	5.0 (0.197)	5.08 (0.200)	0.2 (0.016)	1.2 (0.047)	2.7 (0.106)	0.9 (0.032)
FYL0H223ZF	11.0 (0.43)	5.0 (0.197)	5.08 (0.200)	0.2 (0.016)	1.2 (0.047)	2.7 (0.106)	1.0 (0.035)
FYL0H473ZF	12.0 (0.47)	5.0 (0.197)	5.08 (0.200)	0.2 (0.016)	1.2 (0.047)	2.7 (0.106)	1.2 (0.042)

Note: Weight is typical.

Part Number	Max. Operating Voltage (V)	Nominal Capacitance		Max. ESR (at 1 kHz) (Ω)	Max. Current at 30 minutes (mA)	Voltage Holding Characteristic Min. (V)
		Charge System (F)	Discharge System (F)			
FYL0H103ZF	5.5	0.010	0.013	300	0.015	4.2
FYL0H223ZF	5.5	0.022	0.028	200	0.033	4.2
FYL0H473ZF	5.5	0.047	0.061	200	0.071	4.2



- All specifications in this catalog and production status of products are subject to change without notice. Prior to the purchase, please contact NEC TOKIN for updated product data.
- Please request for a specification sheet for detailed product data prior to the purchase.
- Before using the product in this catalog, please read "Precautions" and other safety precautions listed in the printed version catalog.

Specifications: FY Series

Items		Specifications		Test Conditions		
Conforming to JIS C 5102 ¹⁹⁹⁴						
Operating Temperature Range		-25°C to +70°C				
Maximum Operating Voltage		5.5 Vdc				
Nominal Capacitance Range		Refer to standard ratings				
Capacitance Allowance		+80 %, -20 %		Refer to characteristics measuring conditions		
Equivalent Series Resistance		Refer to standard ratings		Refer to characteristics measuring conditions		
Current (30-minutes Value)		Refer to standard ratings		Refer to characteristics measuring conditions		
Surge Voltage		Capacitance	More than 90 % of initial requirement	Conforms to 7.14 Surge voltage: 6.3 V Temperature: 70 ± 2°C Charging for 30 seconds Discharging for 9 min. 30 sec. Number of cycles 1 000 cycles Charge resistance : 0.01 F 1500 Ω 0.47 F 30 Ω 0.022 F 560 Ω 1.0 F 15 Ω 0.047 F 300 Ω 1.4 F 15 Ω 0.10 F 150 Ω 2.2 F 10 Ω 0.22 F 56 Ω No discharge resistance		
		Equivalent Series Resistance	Less than 120% of initial requirement			
		Current at 30 minutes	Less than 120% of initial requirement			
		Appearance	No obvious abnormality			
Temperature Variation of Characteristics	Phase 2	Capacitance	More than 50 % of initial value	Conforms to 7.12 Phase 1: +25 ± 2°C Phase 2: -25 ± 2°C Phase 3: -40 ± 2°C Phase 4: +25 ± 2°C Phase 5: +70 ± 2°C Phase 6: +25 ± 2°C		
		Equivalent Series Resistance	Less than 400% of initial value			
	Phase 5	Capacitance	Less than 200% of initial value			
		Equivalent Series Resistance	Initial requirement			
	Phase 6	Current at 30 minutes	Less than 1.5 CV (mA)			
		Capacitance	Within ± 20% of initial value			
		Equivalent Series Resistance	Initial requirement			
	Lead Strength (Tensile)		No loosening nor permanent damage of the leads		Conforms to 8.1.2 (1) FYD0H105Z } FYD0H145Z } : 2.5 kg-f 10 ± 1 sec. FYD0H225Z } FYH0H474Z } FYH0H105Z } Others: 1.0 kg-f 10 ± 1 sec.	
Vibration Resistance		Capacitance	Meet initial requirements	Conforms to 8.2.3 Frequency: 10 to 55 Hz Time of test: 6 hours		
		Equivalent Series Resistance				
		Current at 30 minutes				
		Appearance			No obvious abnormality	
Solderability		3/4 or more of the pin of surface should be covered with the solder		Conforms to 8.4 Temperature of solder: 245 ± 5°C Time of immersion: 5 ± 0.5 second To immerse capacitors up to 1.6 mm from the bottom		
Soldering Heat Resistance		Capacitance	Meet initial requirements	Conforms to 8.5 Temperature of solder: 260 ± 10°C Time of immersion: 10 ± 1 seconds To immerse capacitors up to 1.6 mm from the bottom		
		Equivalent Series Resistance				
		Current at 30 minutes				
		Appearance			No obvious abnormality	
Temperature Cycle		Capacitance	Shall meet initial requirements	Conforms to 9.3 Temperature condition: -25°C → normal temperature → +70°C → normal temperature Number of cycles: 5 cycles		
		Equivalent Series Resistance				
		Current at 30 minutes				
		Visual appearance			No obvious abnormality	
Humidity Resistance		Capacitance	Within ± 20% of initial value	Conforms to 9.5 Temperature: 40 ± 2°C Humidity: 90 to 95% RH Time of test: 240 ± 8 hours		
		Equivalent Series Resistance	Less than 120% of initial requirement			
		Current at 30 minutes	Less than 120% of initial requirement			
		Appearance	No obvious abnormality			
High Temperature Load		Capacitance	Within ± 30% of initial value	Conforms to 9.10 Temperature: 70 ± 2°C Series resistance: 0 Ω Applied voltage: 5.5 VDC Time of test: 1000 ⁺⁴⁸ ₋₀ hours		
		Equivalent Series Resistance	Less than 200% of initial requirement			
		Current at 30 minutes	Less than 200% of initial requirement			
		Appearance	No obvious abnormality			
Voltage Holding Characteristics (Self Discharge)		Voltage between terminal leads higher than 4.2 V.		Charging condition	Applied voltage: 5.0 VDC Series resistance: 0 Ω Charging time: 24 hours	
				Storage	Load: Nothing Temperature: Lower than 25°C Humidity: Lower than 70% RH Time: 24 hours	



- All specifications in this catalog and production status of products are subject to change without notice. Prior to the purchase, please contact NEC TOKIN for updated product data.
- Please request for a specification sheet for detailed product data prior to the purchase.
- Before using the product in this catalog, please read "Precautions" and other safety precautions listed in the printed version catalog.