

Alchip™-MLD Series

- Endurance : 5,000 hours at 105°C
- Rated voltage range : 6.3 to 50V
- Nominal capacitance range : 0.1 to 1,000μF
- Suitable for high reliability products
- RoHS Compliant

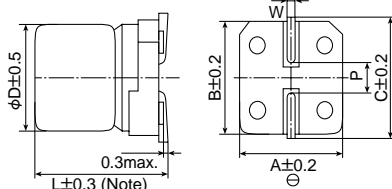


◆SPECIFICATIONS

Items	Characteristics						
Category Temperature Range	-25 to +105°C						
Rated Voltage Range	6.3 to 50V _{dc}						
Capacitance Tolerance	±20%(M) (at 20°C, 120Hz)						
Leakage Current	I=0.03CV or 4μA, whichever is greater Where, I : Max. leakage current (μA), C : Nominal capacitance (μF), V : Rated voltage (V) (at 20°C, after 2 minutes)						
Dissipation Factor (tanδ)	Rated voltage (V _{dc})	6.3V	10V	16V	25V	35V	50V
	tanδ (Max.)	0.32	0.28	0.26	0.16	0.14	0.14
Low Temperature Characteristics (Max. Impedance Ratio)	Rated voltage(V _{dc})	6.3V	10V	16V	25V	35V	50V
	Z(-10°C)/Z(+20°C)	4	3	2	2	2	2
Endurance	The following specifications shall be satisfied when the capacitors are restored to 20°C after the rated voltage is applied for 5,000 hours at 105°C.						
	Capacitance change	≤±30% of the initial value					
	D.F. (tanδ)	≤300% of the initial specified value					
	Leakage current	≤The initial specified value					
Shelf Life	The following specifications shall be satisfied when the capacitors are restored to 20°C after exposing them for 1,000 hours at 105°C without voltage applied. Before the measurement, the capacitor shall be preconditioned by applying voltage according to Item 4.1 of JIS C 5101-4.						
	Capacitance change	≤±30% of the initial value					
	D.F. (tanδ)	≤300% of the initial specified value					
	Leakage current	≤The initial specified value					

◆DIMENSIONS [mm]

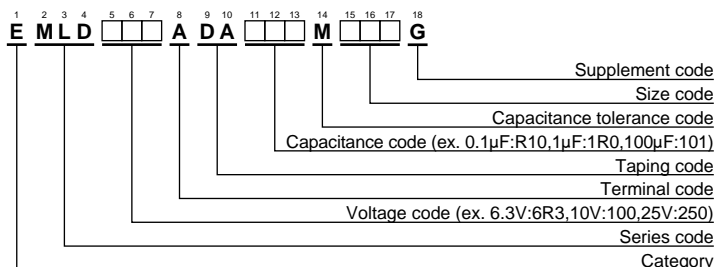
●Terminal Code : A



Note : L±0.5 for HA0 and JA0

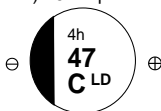
Size code	D	L	A	B	C	W	P
D73	4	7.0	4.3	4.3	5.1	0.5 to 0.8	1.0
E73	5	7.0	5.3	5.3	5.9	0.5 to 0.8	1.4
F73	6.3	7.0	6.6	6.6	7.2	0.5 to 0.8	1.9
F90	6.3	8.7	6.6	6.6	7.2	0.5 to 0.8	1.9
HA0	8	10.0	8.3	8.3	9.0	0.7 to 1.1	3.1
JA0	10	10.0	10.3	10.3	11.0	0.7 to 1.1	4.5

◆PART NUMBERING SYSTEM



◆MARKING

EX) 16V47μF



●Rated voltage symbol

Rated voltage (V _{dc})	6.3	10	16	25	35	50
Symbol	j	A	C	E	V	H

◆STANDARD RATINGS

WV (V _{dc})	Cap (μF)	Size code	tanδ	Rated ripple current (mArms/105°C, 120Hz)	Part No.
6.3	22	D73	0.32	22	EMLD6R3ADA220MD73G
	47	E73	0.32	36	EMLD6R3ADA470ME73G
	100	F73	0.32	60	EMLD6R3ADA101MF73G
	220	F90	0.32	101	EMLD6R3ADA221MF90G
	330	HA0	0.32	160	EMLD6R3ADA331MHA0G
	1,000	JA0	0.32	313	EMLD6R3ADA102MJA0G
10	33	E73	0.28	35	EMLD100ADA330ME73G
	220	HA0	0.28	141	EMLD100ADA221MHA0G
	10	D73	0.26	18	EMLD160ADA100MD73G
16	22	E73	0.26	30	EMLD160ADA220ME73G
	47	F73	0.26	50	EMLD160ADA470MF73G
	100	F90	0.26	81	EMLD160ADA101MF90G
	470	JA0	0.26	254	EMLD160ADA471MJA0G
	25	33	F73	0.16	48
47		F90	0.16	63	EMLD250ADA470MF90G
100		HA0	0.16	116	EMLD250ADA101MHA0G
35		0.1	D73	0.14	1.0
	0.22	D73	0.14	2.6	EMLD350ADAR22MD73G
	0.33	D73	0.14	3.2	EMLD350ADAR33MD73G
	0.47	D73	0.14	3.8	EMLD350ADAR47MD73G
	1.0	D73	0.14	6.2	EMLD350ADA1R0MD73G
	2.2	D73	0.14	11	EMLD350ADA2R2MD73G
	3.3	D73	0.14	14	EMLD350ADA3R3MD73G
	4.7	D73	0.14	15	EMLD350ADA4R7MD73G
	4.7	E73	0.14	19	EMLD350ADA4R7ME73G
	10	E73	0.14	25	EMLD350ADA100ME73G
	10	F73	0.14	30	EMLD350ADA100MF73G
	22	F73	0.14	42	EMLD350ADA220MF73G
	22	F90	0.14	49	EMLD350ADA220MF90G
	33	F90	0.14	57	EMLD350ADA330MF90G
	220	JA0	0.14	216	EMLD350ADA221MJA0G
50	33	HA0	0.14	77	EMLD500ADA330MHA0G
	47	HA0	0.14	92	EMLD500ADA470MHA0G
	100	JA0	0.14	151	EMLD500ADA101MJA0G

Specifications in this bulletin are subject to change without notice.