

LQN6C/LQS66C Series



The LQN6C/LQS66C Series are choke coils which have low direct current resistance, high current capacity and large inductance using high performance thick wire wrapping technology. Because the LQS66C Series has a shielded construction, it can be mounted in high density without interference occurring between peripheral components.

They are optimum for use as choke coils in DC/DC converters and DC power supply circuits.

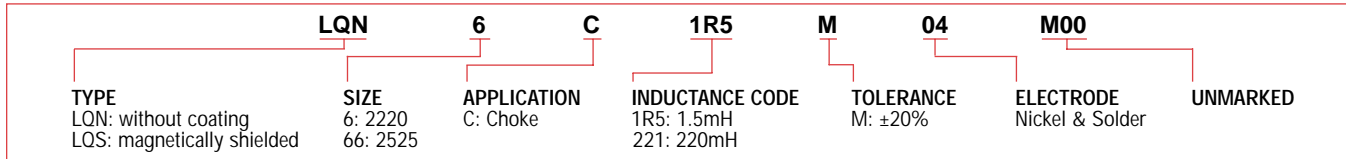
FEATURES

- Both the LQN6C Series with its open magnetic path construction and the LQS66C Series with its magnetic shielding construction allow application to a wide variety of uses.
- The inductance range covers from 0.12 μ H up to 10000 μ H.
- Because the direct current resistance is small, the voltage drop and power consumption is also small, they are optimum for use as choke coils for DC power supply circuits.

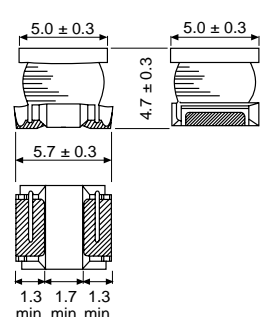
APPLICATIONS

- Camcorders, portable AV equipment
- DC/DC converters and DC power supplies

PART NUMBERING SYSTEM

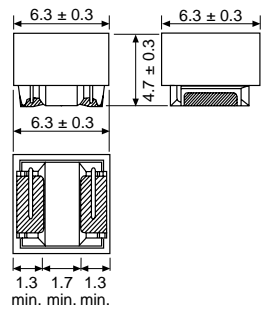


SPECIFICATIONS

Dimensions: mm	Part Number	Inductance			DC Resistance (Ohms)	Self-resonant Frequency (MHz min.)	Allowable Current (A)	Operating Temp. Range
		Nominal Value (μ H)	Tolerance (%)	Measurement Frequency				
	LQN6CR12M04	0.12	± 20	1MHz	0.006 $\pm 40\%$	450	6.0	-25°C ~ +80°C
	LQN6CR27M04	0.27			0.008 $\pm 40\%$	300	5.3	
	LQN6CR47M04	0.47			0.011 $\pm 40\%$	200	4.8	
	LQN6C1R0M04	1.0			0.016 $\pm 40\%$	150	4.0	
	LQN6C1R5M04	1.5			0.019 $\pm 40\%$	110	3.7	
	LQN6C2R2M04	2.2			0.024 $\pm 40\%$	80	3.2	
	LQN6C3R3M04	3.3			0.029 $\pm 40\%$	40	2.9	
	LQN6C4R7M04	4.7			0.034 $\pm 40\%$	30	2.7	
	LQN6C6R8M04	6.8			0.065 $\pm 40\%$	25	2.0	
	LQN6C100M04	10			0.077 $\pm 40\%$	20	1.7	
	LQN6C150M04	15			0.13 $\pm 40\%$	17	1.4	
	LQN6C220M04	22			0.16 $\pm 40\%$	15	1.2	
	LQN6C330M04	33			0.26 $\pm 40\%$	12	0.9	
	LQN6C470M04	47			0.31 $\pm 40\%$	10	0.8	
	LQN6C680M04	68			0.58 $\pm 40\%$	7.6	0.64	
	LQN6C101M04	100			0.70 $\pm 40\%$	6.5	0.56	
	LQN6C151M04	150			1.5 $\pm 40\%$	5.0	0.42	
	LQN6C221M04	220			1.8 $\pm 40\%$	4.0	0.32	
	LQN6C331M04	330			3.5 $\pm 40\%$	3.1	0.27	
	LQN6C471M04	470			4.2 $\pm 40\%$	2.4	0.24	
	LQN6C681M04	680			6.6 $\pm 40\%$	1.9	0.19	
	LQN6C102M04	1000			8.0 $\pm 40\%$	1.7	0.15	
	LQN6C222M04	2200			16.7 $\pm 40\%$	1.2	0.10	
	LQN6C472M04	4700			35.7 $\pm 40\%$	0.8	0.07	
	LQN6C103M04	10000			80.8 $\pm 40\%$	0.5	0.05	

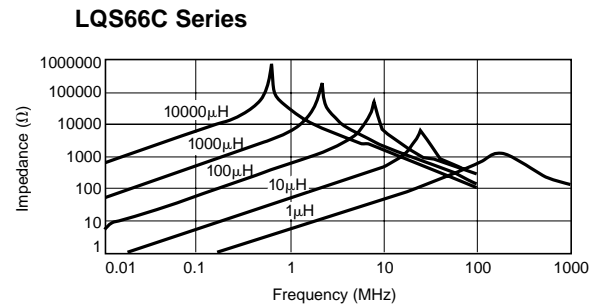
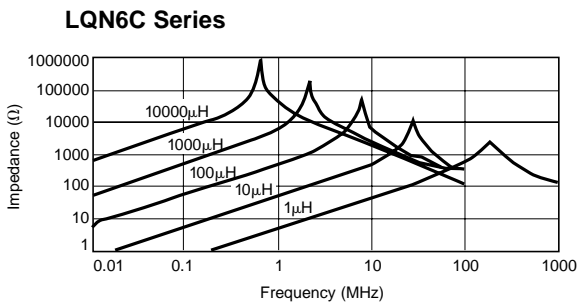
SURFACE MOUNT INDUCTORS

SPECIFICATIONS

Dimensions: mm	Part Number	Inductance			DC Resistance (Ohms)	Self-resonant Frequency (MHz min.)	Allowable Current (A)	Operating Temp. Range
		Nominal Value (μH)	Tolerance (%)	Measurement Frequency				
 <p>2525</p> <p>6.3 ± 0.3, 6.3 ± 0.3, 4.7 ± 0.3, 6.3 ± 0.3, 1.3, 1.7, 1.3 min. min. min.</p>	LQS66CR27M04	0.27	±20	1MHz	0.006 ± 40%	300	6.0	-25°C ~ +80°C
	LQS66CR68M04	0.68			0.008 ± 40%	180	5.3	
	LQS66C1R0M04	1.0			0.011 ± 40%	150	4.7	
	LQS66C1R5M04	1.5			0.014 ± 40%	110	3.8	
	LQS66C2R2M04	2.2			0.016 ± 40%	80	3.3	
	LQS66C3R3M04	3.3			0.019 ± 40%	40	2.6	
	LQS66C4R7M04	4.7			0.022 ± 40%	30	2.2	
	LQS66C6R8M04	6.8			0.025 ± 40%	25	1.8	
	LQS66C100M04	10			0.030 ± 40%	20	1.6	
	LQS66C150M04	15			0.059 ± 40%	17	1.3	
	LQS66C220M04	22			0.071 ± 40%	15	1.1	
	LQS66C330M04	33			0.13 ± 40%	12	0.86	
	LQS66C470M04	47			0.15 ± 40%	10	0.76	
	LQS66C680M04	68			0.24 ± 40%	7.6	0.60	
	LQS66C101M04	100			0.30 ± 40%	6.5	0.52	
	LQS66C151M04	150			0.54 ± 40%	5.0	0.42	
	LQS66C221M04	220			0.66 ± 40%	4.0	0.35	
	LQS66C331M04	330			1.4 ± 40%	3.2	0.28	
	LQS66C471M04	470			1.7 ± 40%	2.5	0.24	
	LQS66C681M04	680			3.2 ± 40%	2.0	0.20	
	LQS66C102M04	1000			3.9 ± 40%	1.7	0.16	
	LQS66C222M04	2200			7.6 ± 40%	1.2	0.10	
	LQS66C472M04	4700			15.5 ± 40%	0.8	0.07	
	LQS66C103M04	10000			34.0 ± 40%	0.5	0.05	

TYPICAL ELECTRICAL CHARACTERISTICS

IMPEDANCE-FREQUENCY CHARACTERISTICS



DIRECT CURRENT CHARACTERISTICS

