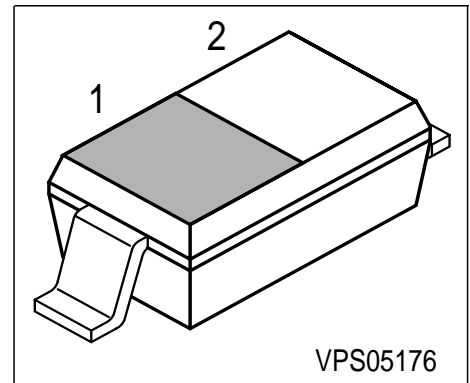


Silicon Schottky Diode

- High current rectifier Schottky diode with extreme low V_F drop
- For power supply
- For clamping and protection in low voltage applications
- For detection and step-up-conversion



ESD: Electrostatic discharge sensitive device, observe handling precaution!

| Type | Marking | Pin Configuration | | Package |
|--------|---------|-------------------|-------|---------|
| BAT60A | white/3 | 1 = C | 2 = A | SOD323 |

Maximum Ratings

| Parameter | Symbol | Value | Unit |
|---|-----------|-------------|------|
| Diode reverse voltage | V_R | 10 | V |
| Forward current | I_F | 3 | A |
| Surge forward current ($t < 10\text{ms}$) | I_{FSM} | 5 | |
| Total power dissipation, $T_S = 28\text{ °C}$ | P_{tot} | 1350 | mW |
| Junction temperature | T_j | 150 | °C |
| Storage temperature | T_{stg} | -55 ... 150 | |

Thermal Resistance

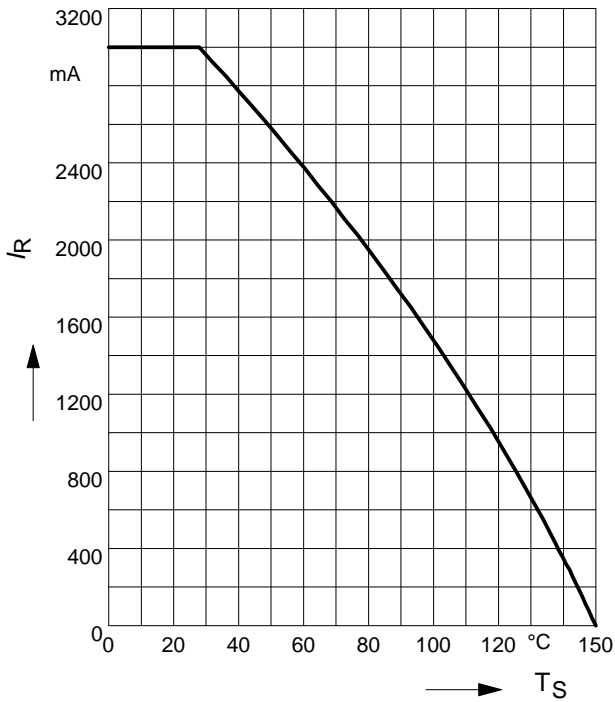
| | | | |
|--|------------|-----------|-----|
| Junction - soldering point ¹⁾ | R_{thJS} | ≤ 90 | K/W |
|--|------------|-----------|-----|

¹⁾For calculation of R_{thJA} please refer to Application Note Thermal Resistance

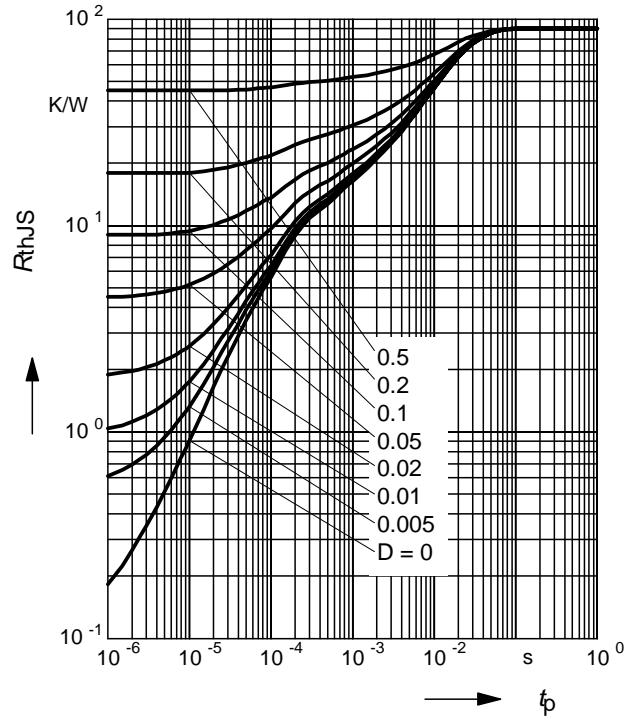
Electrical Characteristics at $T_A = 25\text{ °C}$, unless otherwise specified.

| Parameter | Symbol | Values | | | Unit |
|--|--------|---------------|--------------------|----------------|------|
| | | min. | typ. | max. | |
| DC characteristics | | | | | |
| Reverse current $V_R = 5\text{ V}$ $V_R = 8\text{ V}$ | I_R | - - | 0.3 0.6 | - 2.6 | mA |
| Reverse current $V_R = 8\text{ V}, T_A = 80\text{ °C}$ | I_R | - | 18 | - | |
| Forward voltage $I_F = 10\text{ mA}$ $I_F = 100\text{ mA}$ $I_F = 1000\text{ mA}$ | V_F | 0.1 - - | 0.12 0.2 0.3 | 0.15 - - | V |
| AC characteristics | | | | | |
| Diode capacitance $V_R = 5\text{ V}, f = 1\text{ MHz}$ | C_T | - | 20 | - | pF |

Forward current $I_F = f(T_S)$

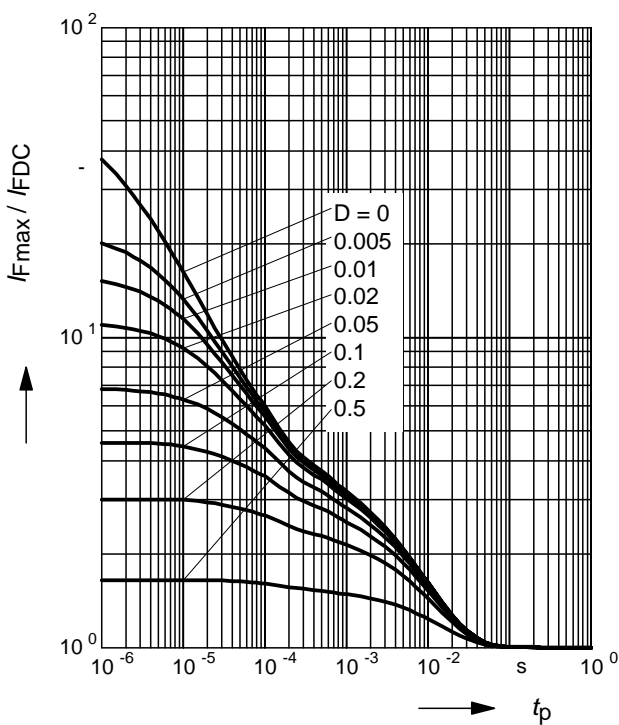


Permissible Pulse Load $R_{thJS} = f(t_p)$



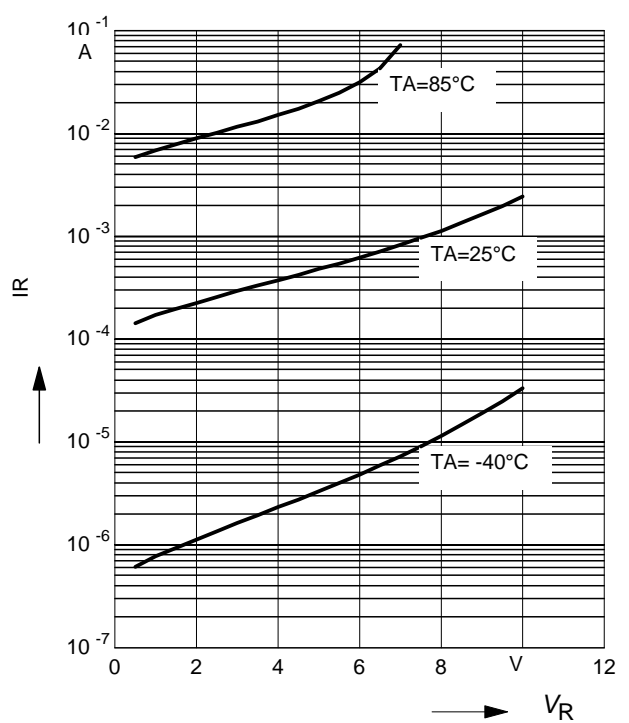
Permissible Pulse Load

$$I_{Fmax} / I_{FDC} = f(t_p)$$



Reverse current $I_R = f(V_R)$

$T_A = \text{Parameter}$



Forward current $I_F = f(V_F)$

$T_A =$ Parameter

