

HD74AC08

Quad 2-Input AND Gate

REJ03D0242-0200Z
 (Previous ADE-205-358 (Z))
 Rev.2.00
 Jul.16.2004

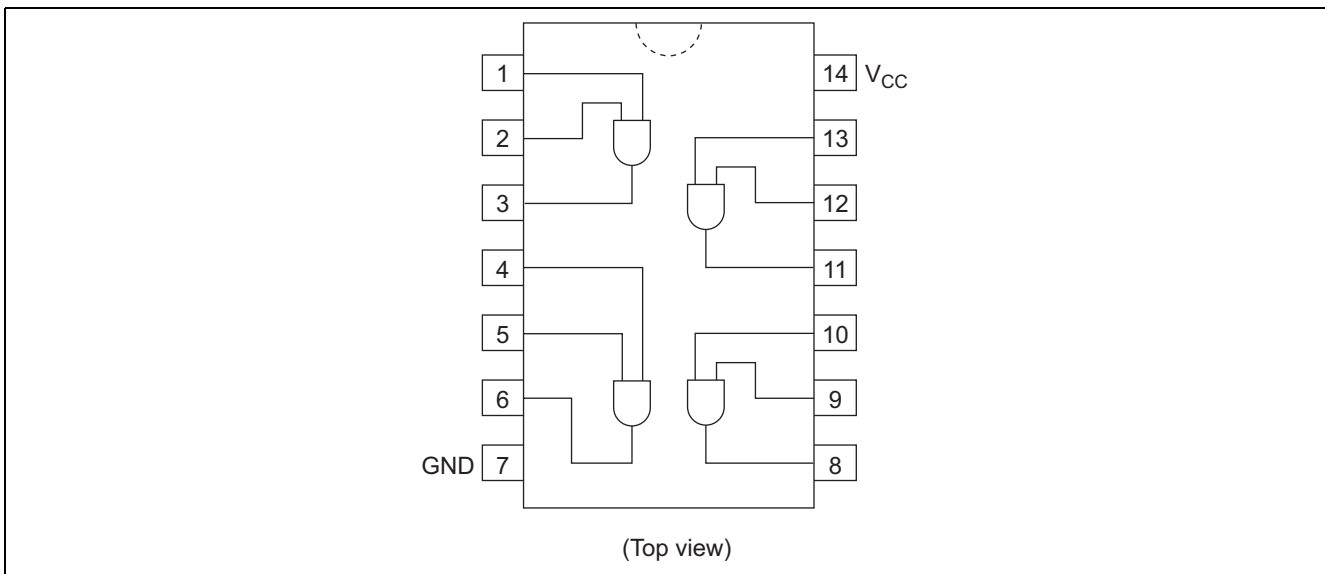
Features

- Outputs Source/Sink 24 mA
- Ordering Information

Part Name	Package Type	Package Code	Package Abbreviation	Taping Abbreviation (Quantity)
HD74AC08P	DIP-14 pin	DP-14, -14AV	P	—
HD74AC08FPEL	SOP-14 pin (JEITA)	FP-14DAV	FP	EL (2,000 pcs/reel)
HD74AC08RPEL	SOP-14 pin (JEDEC)	FP-14DNV	RP	EL (2,500 pcs/reel)
HD74AC08TELL	TSSOP-14 pin	TTP-14DV	T	ELL (2,000 pcs/reel)

Notes: 1. Please consult the sales office for the above package availability.
 2. The packages with lead-free pins are distinguished from the conventional products by adding V at the end of the package code.

Pin Arrangement



Absolute Maximum Ratings

Item	Symbol	Ratings	Unit	Condition
Supply voltage	V_{CC}	-0.5 to 7	V	
DC input diode current	I_{IK}	-20	mA	$V_I = -0.5V$
		20	mA	$V_I = V_{CC}+0.5V$
DC input voltage	V_I	-0.5 to $V_{CC}+0.5$	V	
DC output diode current	I_{OK}	-50	mA	$V_O = -0.5V$
		50	mA	$V_O = V_{CC}+0.5V$
DC output voltage	V_O	-0.5 to $V_{CC}+0.5$	V	
DC output source or sink current	I_O	± 50	mA	
DC V_{CC} or ground current per output pin	I_{CC}, I_{GND}	± 50	mA	
Storage temperature	T_{stg}	-65 to +150	°C	

Recommended Operating Conditions

Item	Symbol	Ratings	Unit	Condition
Supply voltage	V_{CC}	2 to 6	V	
Input and output voltage	V_I, V_O	0 to V_{CC}	V	
Operating temperature	T_a	-40 to +85	°C	
Input rise and fall time (except Schmitt inputs) V_{IN} 30% to 70% V_{CC}	tr, tf	8	ns/V	$V_{CC} = 3.0V$
				$V_{CC} = 4.5 V$
				$V_{CC} = 5.5 V$

DC Characteristics

Item	Sym- bol	Vcc (V)	$T_a = 25^\circ C$			$T_a = -40$ to $+85^\circ C$		Unit	Condition			
			min.	typ.	max.	min.	max.					
Input Voltage	V_{IH}	3.0	2.1	1.5	—	2.1	—	V	$V_{OUT} = 0.1 V$ or $V_{CC} - 0.1 V$			
		4.5	3.15	2.25	—	3.15	—					
		5.5	3.85	2.75	—	3.85	—					
	V_{IL}	3.0	—	1.50	0.9	—	0.9		$V_{OUT} = 0.1 V$ or $V_{CC} - 0.1 V$			
		4.5	—	2.25	1.35	—	1.35					
		5.5	—	2.75	1.65	—	1.65					
Output voltage	V_{OH}	3.0	2.9	2.99	—	2.9	—	V	$V_{IN} = V_{IL}$ or V_{IH} $I_{OUT} = -50 \mu A$			
		4.5	4.4	4.49	—	4.4	—					
		5.5	5.4	5.49	—	5.4	—					
		3.0	2.58	—	—	2.48	—				$V_{IN} = V_{IL}$ or V_{IH} $I_{OH} = -12 \text{ mA}$ $I_{OH} = -24 \text{ mA}$ $I_{OH} = -24 \text{ mA}$	
		4.5	3.94	—	—	3.80	—					
		5.5	4.94	—	—	4.80	—					
	V_{OL}	3.0	—	0.002	0.1	—	0.1		$V_{IN} = V_{IL}$ or V_{IH} $I_{OUT} = 50 \mu A$			
		4.5	—	0.001	0.1	—	0.1					
		5.5	—	0.001	0.1	—	0.1					
		3.0	—	—	0.32	—	0.37		$V_{IN} = V_{IL}$ or V_{IH} $I_{OL} = 12 \text{ mA}$ $I_{OL} = 24 \text{ mA}$ $I_{OL} = 24 \text{ mA}$			
		4.5	—	—	0.32	—	0.37					
		5.5	—	—	0.32	—	0.37					
Input leakage current	I_{IN}	5.5	—	—	± 0.1	—	± 1.0	μA	$V_{IN} = V_{CC}$ or GND			
Dynamic output current*	I_{OLD}	5.5	—	—	—	86	—	mA	$V_{OLD} = 1.1 V$			
	I_{OHD}	5.5	—	—	—	-75	—	mA	$V_{OHD} = 3.85 V$			
Quiescent supply current	I_{CC}	5.5	—	—	4.0	—	40	μA	$V_{IN} = V_{CC}$ or ground			

*Maximum test duration 2.0 ms, one output loaded at a time.

AC Characteristics

Item	Symbol	V _{CC} (V)*1	Ta = +25°C C _L = 50 pF			Ta = -40°C to +85°C C _L = 50 pF		Unit
			Min	Typ	Max	Min	Max	
Propagation delay	t _{PLH}	3.3	1.0	7.5	9.5	1.0	10.0	ns
		5.0	1.0	5.5	7.5	1.0	8.5	
Propagation delay	t _{PHL}	3.3	1.0	7.0	8.5	1.0	9.0	ns
		5.0	1.0	5.5	7.0	1.0	7.5	

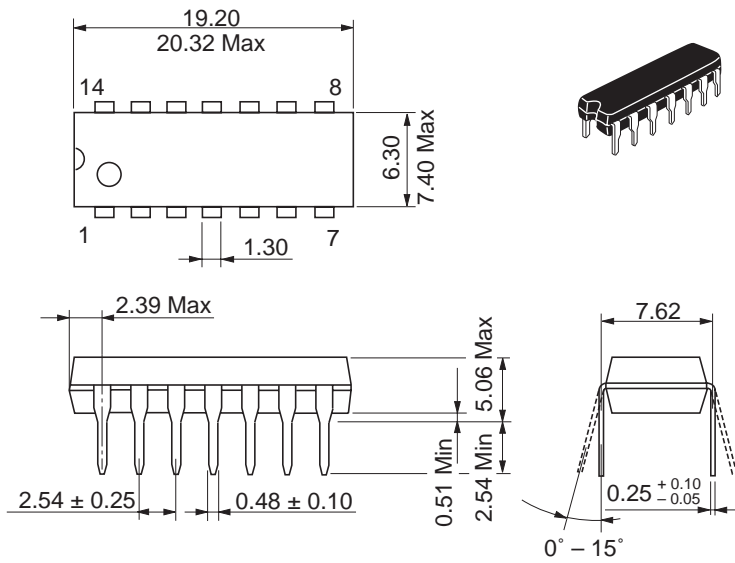
Note: 1. Voltage Range 3.3 is 3.3 V ± 0.3 V
Voltage Range 5.0 is 5.0 V ± 0.5 V

Capacitance

Item	Symbol	Typ	Unit	Condition
Input capacitance	C _{IN}	4.5	pF	V _{CC} = 5.5 V
Power dissipation capacitance	C _{PD}	20.0	pF	V _{CC} = 5.0 V

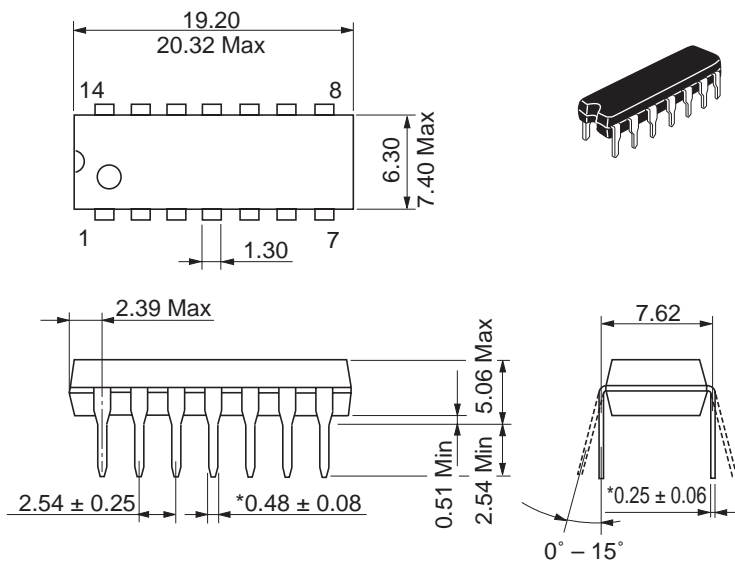
Package Dimensions

As of January, 2003
Unit: mm



Package Code	DP-14
JEDEC	Conforms
JEITA	Conforms
Mass (reference value)	0.97 g

Unit: mm

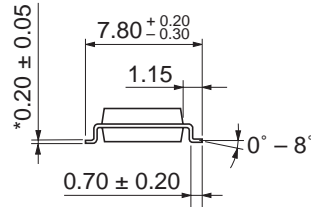

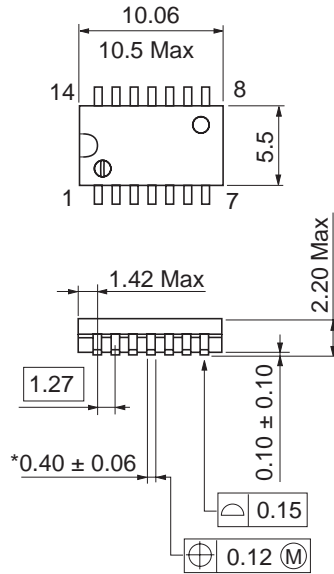


*Ni/Pd/AU Plating

Package Code	DP-14AV
JEDEC	Conforms
JEITA	Conforms
Mass (reference value)	0.97 g

As of January, 2003

Unit: mm

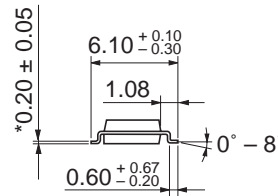

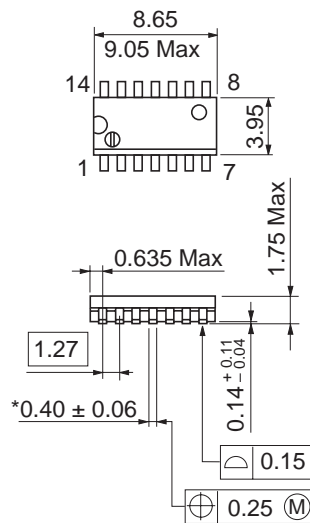


Package Code	FP-14DAV
JEDEC	—
JEITA	Conforms
Mass (reference value)	0.23 g

*Ni/Pd/Au plating

As of January, 2003

Unit: mm

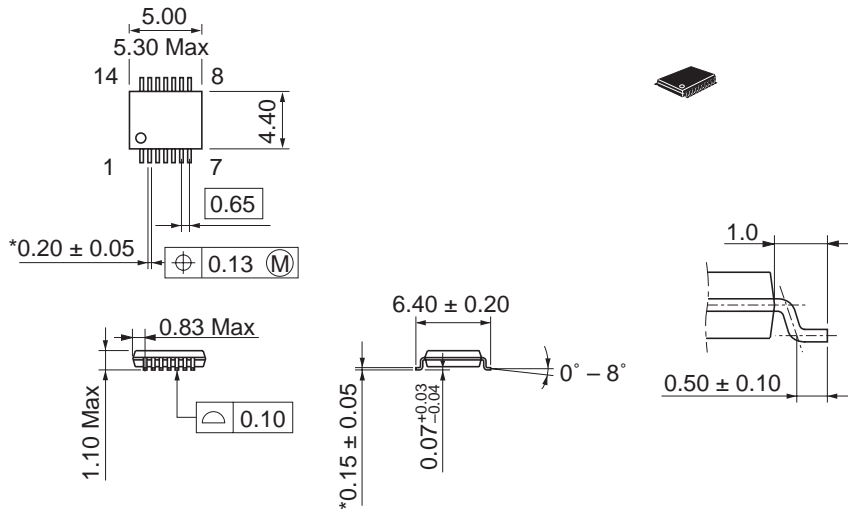


Package Code	FP-14DNV
JEDEC	Conforms
JEITA	Conforms
Mass (reference value)	0.13 g

*Ni/Pd/Au plating

As of January, 2003

Unit: mm



*Ni/Pd/Au plating

Package Code	TTP-14DV
JEDEC	—
JEITA	—
Mass (reference value)	0.05 g

Renesas Technology Corp. Sales Strategic Planning Div. Nippon Bldg., 2-6-2, Ohte-machi, Chiyoda-ku, Tokyo 100-0004, Japan

Keep safety first in your circuit designs!

1. Renesas Technology Corp. puts the maximum effort into making semiconductor products better and more reliable, but there is always the possibility that trouble may occur with them. Trouble with semiconductors may lead to personal injury, fire or property damage. Remember to give due consideration to safety when making your circuit designs, with appropriate measures such as (i) placement of substitutive, auxiliary circuits, (ii) use of nonflammable material or (iii) prevention against any malfunction or mishap.

Notes regarding these materials

1. These materials are intended as a reference to assist our customers in the selection of the Renesas Technology Corp. product best suited to the customer's application; they do not convey any license under any intellectual property rights, or any other rights, belonging to Renesas Technology Corp. or a third party.
 2. Renesas Technology Corp. assumes no responsibility for any damage, or infringement of any third-party's rights, originating in the use of any product data, diagrams, charts, programs, algorithms, or circuit application examples contained in these materials.
 3. All information contained in these materials, including product data, diagrams, charts, programs and algorithms represents information on products at the time of publication of these materials, and are subject to change by Renesas Technology Corp. without notice due to product improvements or other reasons. It is therefore recommended that customers contact Renesas Technology Corp. or an authorized Renesas Technology Corp. product distributor for the latest product information before purchasing a product listed herein.
The information described here may contain technical inaccuracies or typographical errors.
Renesas Technology Corp. assumes no responsibility for any damage, liability, or other loss rising from these inaccuracies or errors.
Please also pay attention to information published by Renesas Technology Corp. by various means, including the Renesas Technology Corp. Semiconductor home page (<http://www.renesas.com>).
 4. When using any or all of the information contained in these materials, including product data, diagrams, charts, programs, and algorithms, please be sure to evaluate all information as a total system before making a final decision on the applicability of the information and products. Renesas Technology Corp. assumes no responsibility for any damage, liability or other loss resulting from the information contained herein.
 5. Renesas Technology Corp. semiconductors are not designed or manufactured for use in a device or system that is used under circumstances in which human life is potentially at stake. Please contact Renesas Technology Corp. or an authorized Renesas Technology Corp. product distributor when considering the use of a product contained herein for any specific purposes, such as apparatus or systems for transportation, vehicular, medical, aerospace, nuclear, or undersea repeater use.
 6. The prior written approval of Renesas Technology Corp. is necessary to reprint or reproduce in whole or in part these materials.
 7. If these products or technologies are subject to the Japanese export control restrictions, they must be exported under a license from the Japanese government and cannot be imported into a country other than the approved destination.
Any diversion or reexport contrary to the export control laws and regulations of Japan and/or the country of destination is prohibited.
 8. Please contact Renesas Technology Corp. for further details on these materials or the products contained therein.
-



RENESAS SALES OFFICES

<http://www.renesas.com>

Renesas Technology America, Inc.

450 Holger Way, San Jose, CA 95134-1368, U.S.A
Tel: <1> (408) 382-7500 Fax: <1> (408) 382-7501

Renesas Technology Europe Limited.

Dukes Meadow, Millboard Road, Bourne End, Buckinghamshire, SL8 5FH, United Kingdom
Tel: <44> (1628) 585 100, Fax: <44> (1628) 585 900

Renesas Technology Europe GmbH

Dornacher Str. 3, D-85622 Feldkirchen, Germany
Tel: <49> (89) 380 70 0, Fax: <49> (89) 929 30 11

Renesas Technology Hong Kong Ltd.

7/F., North Tower, World Finance Centre, Harbour City, Canton Road, Hong Kong
Tel: <852> 2265-6688, Fax: <852> 2375-6836

Renesas Technology Taiwan Co., Ltd.

FL 10, #99, Fu-Hsing N. Rd., Taipei, Taiwan
Tel: <886> (2) 2715-2888, Fax: <886> (2) 2713-2999

Renesas Technology (Shanghai) Co., Ltd.

26/F., Ruijin Building, No.205 Maoming Road (S), Shanghai 200020, China
Tel: <86> (21) 6472-1001, Fax: <86> (21) 6415-2952

Renesas Technology Singapore Pte. Ltd.

1, Harbour Front Avenue, #06-10, Keppel Bay Tower, Singapore 098632
Tel: <65> 6213-0200, Fax: <65> 6278-8001