

# SHINDENGEN

## General Purpose Rectifiers

Single

# D2F20

200V 1.4A

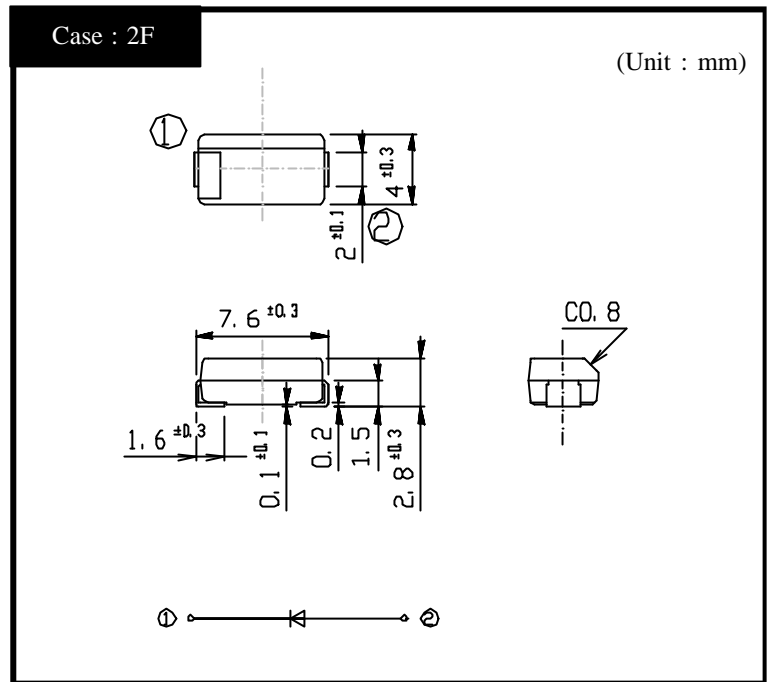
### FEATURES

High reliability with superior moisture resistance  
Applicable to Automatic Insertion

### APPLICATION

Conventional Rectification  
Power source(Power Supply)  
Home Appliances, Office Equipment  
Telecommunication, Factory Automation

### OUTLINE DIMENSIONS



### RATINGS

Absolute Maximum Ratings (If not specified  $T_I=25$  )

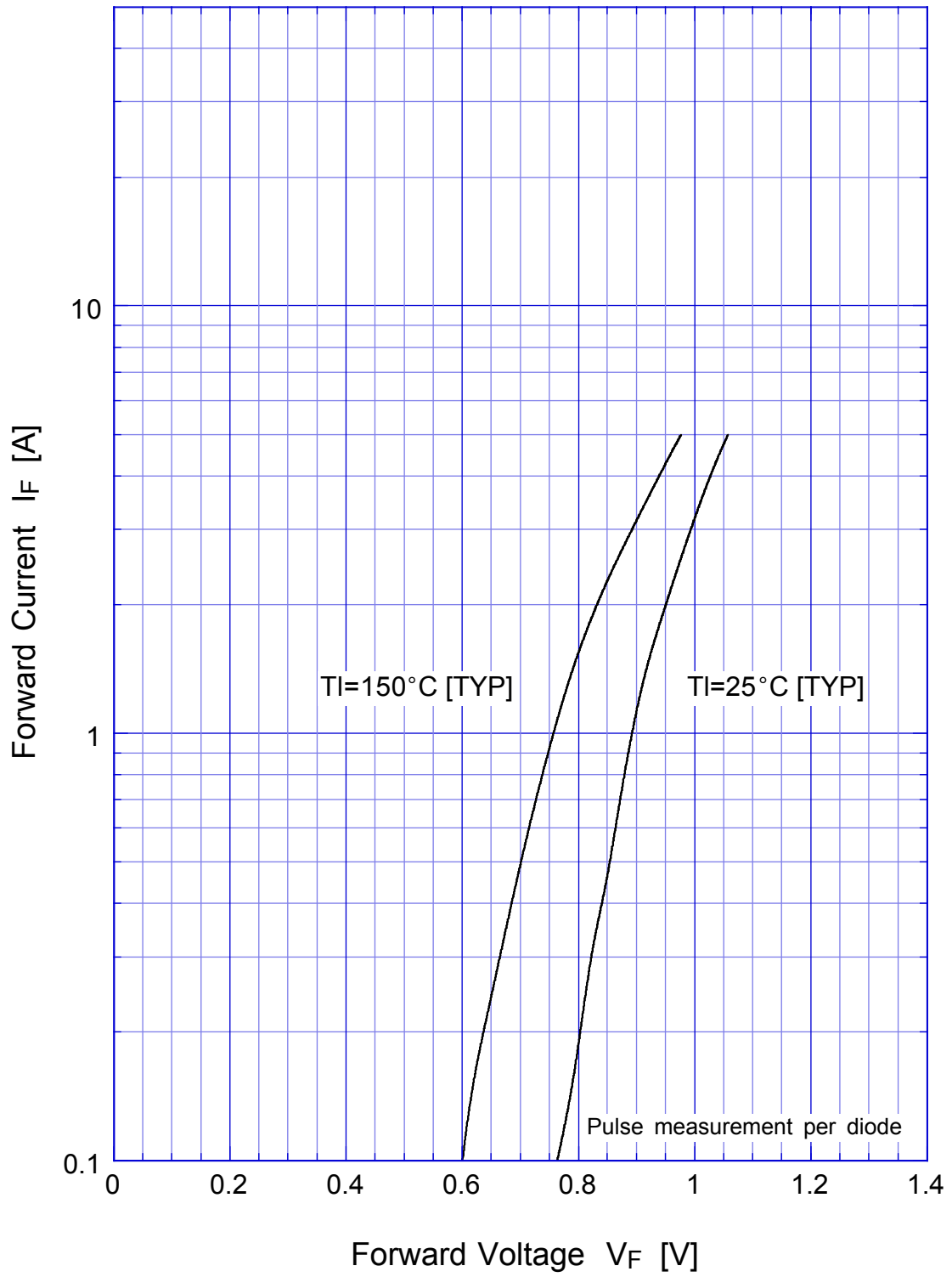
Item	Symbol	Conditions	Ratings	Unit
Storage Temperature	$T_{stg}$		-55 ~ 150	
Operating Junction Temperature	$T_j$		150	
Maximum Reverse Voltage	$V_{RM}$		200	V
Average Rectified Forward Current	$I_o$	50Hz sine wave, R-load, $T_a=25$ On alumina substrate	1.4	A
		50Hz sine wave, R-load, $T_a=25$ On glass-epoxy substrate	1.1	
Peak Surge Forward Current	$I_{FSM}$	50Hz sine wave, Non-repetitive 1 cycle peak value, $T_j=25$	60	A

Electrical Characteristics (If not specified  $T_I=25$  )

Item	Symbol	Conditions	Ratings	Unit
Forward Voltage	$V_F$	$I_F=1.4A$ , Pulse measurement	Max.1.05	V
Reverse Current	$I_R$	$V_R=V_{RM}$ , Pulse measurement	Max.10	$\mu A$
Thermal Resistance	$\theta_l$	junction to lead	Max.24	/W
		junction to ambient, On alumina substrate	Max.90	
	$\theta_a$	junction to ambient, On glass-epoxy substrate	Max.120	

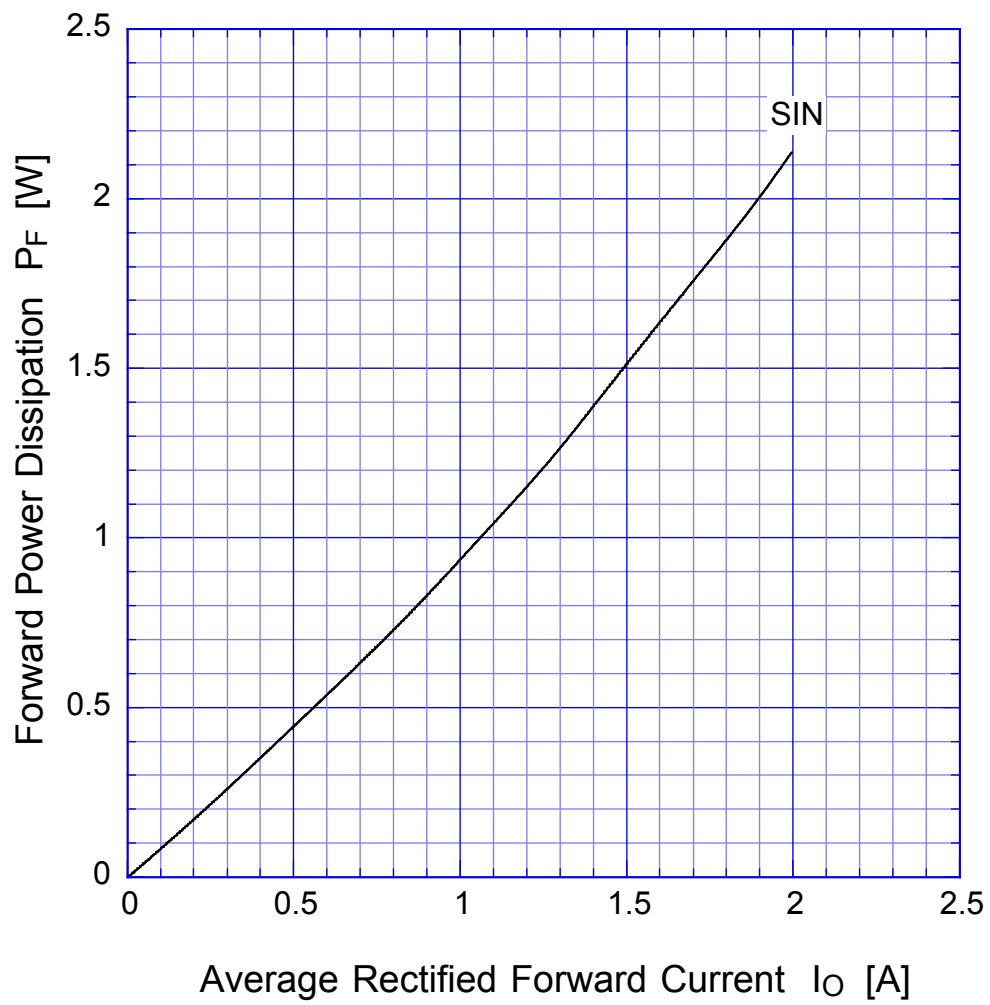
D2Fx

Forward Voltage



D2Fx

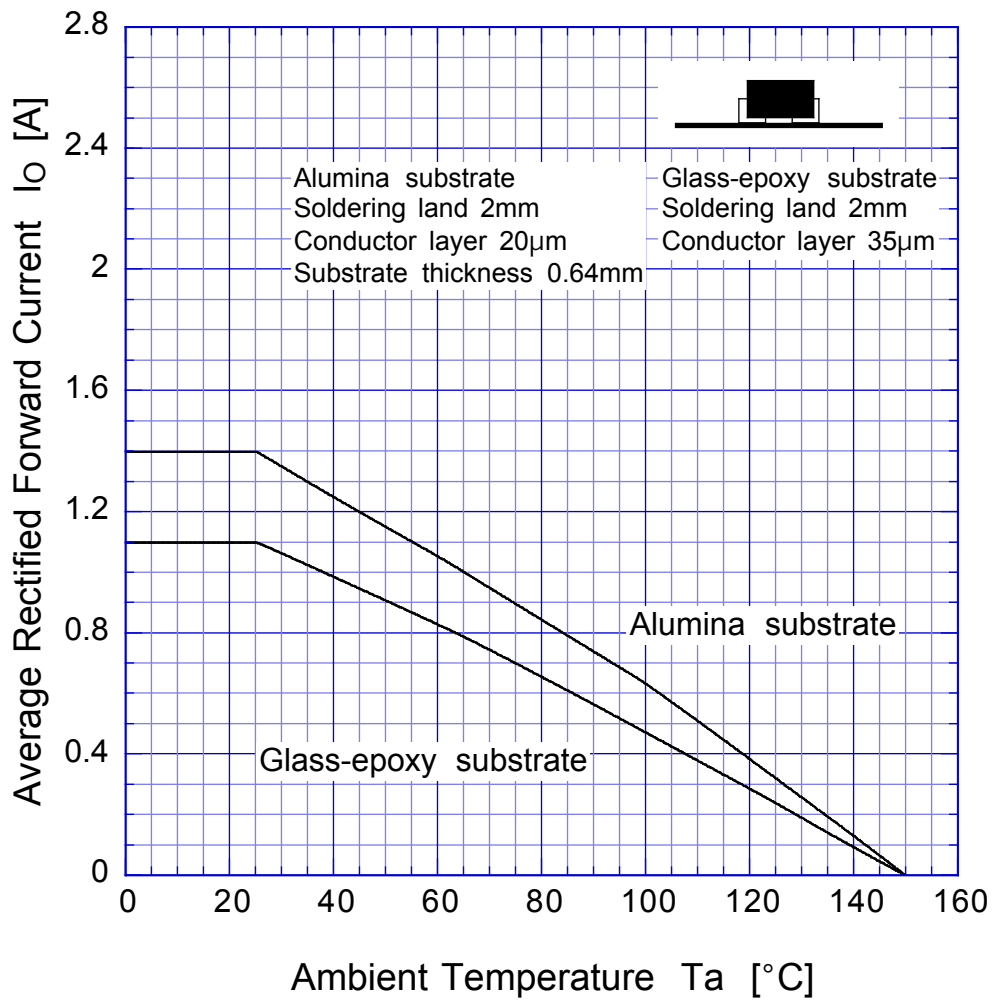
Forward Power Dissipation



$T_j = 150^\circ\text{C}$   
Sine wave

# D2Fx

# Derating Curve



Sine wave  
R-load  
Free in air

# D2Fx

## Peak Surge Forward Capability

